

# ASSEMBLY *planner*

---

Use this planner to decide what you want to teach each month during the assemblies. Make sure you have enough time to carry out your plan and double check to see if you are switching things up often.

August

September

October

November

December

January

# ASSEMBLY *planner*

---

Use this planner to decide what you want to teach each month during the assemblies. Make sure you have enough time to carry out your plan and double check to see if you are switching things up often.

February

March

April

May

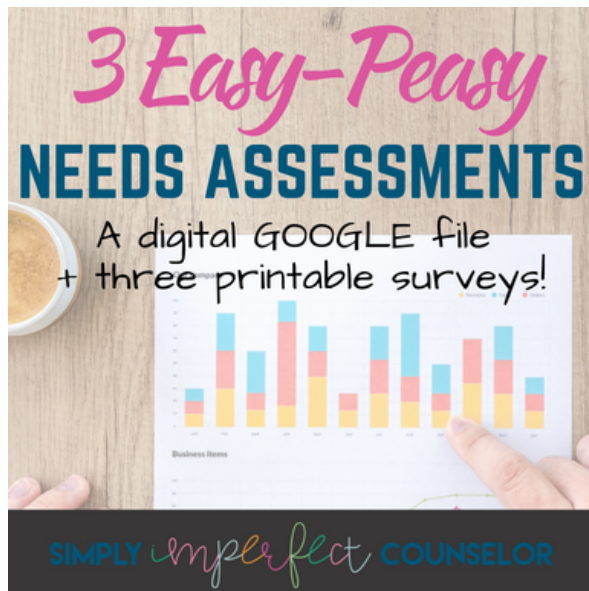
June

July



# MORE *from me*

If you liked the information throughout this course, you're sure to love the other things I have to offer in my store!

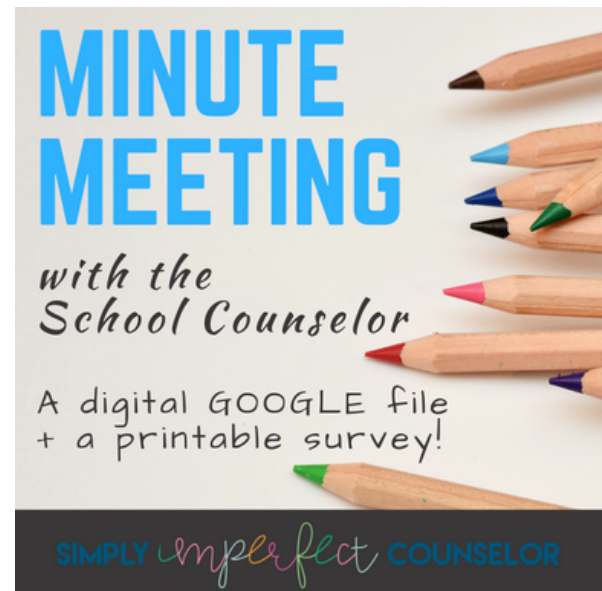


**3 Easy-Peasy  
NEEDS ASSESSMENTS**

A digital GOOGLE file  
+ three printable surveys!

**SIMPLY *imperfect* COUNSELOR**

This graphic features a wooden background with a bowl of coffee on the left. A hand is pointing to a printed bar chart with a legend. The chart has five categories on the x-axis, each with a bar composed of yellow, red, and blue segments. The y-axis is labeled 'Business Items'.



**MINUTE  
MEETING**

*with the  
School Counselor*

A digital GOOGLE file  
+ a printable survey!

**SIMPLY *imperfect* COUNSELOR**

This graphic shows a white background with several colored pencils (orange, blue, green, pink, purple) scattered on the right side. The text is in blue and black fonts.



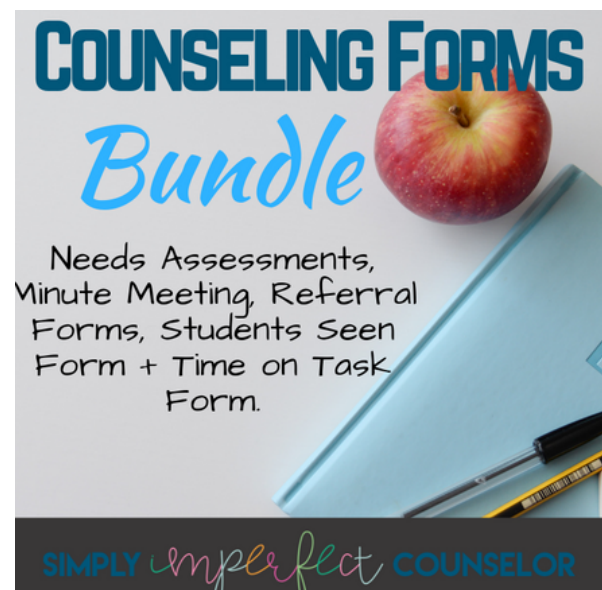
**SMALL  
GROUP**

*Starter Pack*

Three Topic Surveys,  
Group Rules Posters,  
Group Permission Slip  
+ More!

**SIMPLY *imperfect* COUNSELOR**

This graphic features a white background with a stack of colorful highlighters (brown, green, yellow, orange, red, blue) on the right. The text is in red and black fonts.



**COUNSELING FORMS  
Bundle**

Needs Assessments,  
Minute Meeting, Referral  
Forms, Students Seen  
Form + Time on Task  
Form.

**SIMPLY *imperfect* COUNSELOR**

This graphic shows a white background with a red apple on the right and a blue folder with a pen on the bottom right. The text is in blue and black fonts.

# VISIT *my blog*

---

To read up on other Tips & Tricks head over to my blog!



# Terms of Use

Thank you for your purchase!

From the bottom of my heart, I want to say Thank You for spending your hard earned money on my product! I truly hope you enjoy it! If you have any questions, suggestions, or regrets, please email me at [simplyimperfectcounselor@gmail.com](mailto:simplyimperfectcounselor@gmail.com).

Remember to leave feedback to earn TPT Credits to put toward future purchases! Follow [my store](#) to be notified of new products!



jesica

## What You Can Do:

- You may use my product for your personal or your classroom use only.
- You may purchase unlimited licenses for others to use this item.
- Recommend this item to others as long as there is a direct link to my TPT store.

## What You Can NOT Do:

- You may NOT share my product with other teachers.
- You may NOT sell my product as your own.
- Copy or modify this product to sell or give to others.



This item is a paid digital download from my TPT store. As such, it is for use in one classroom only. This item is also bound by copyright laws and redistributing, editing, selling, or posting this item (or any part thereof) on the internet are all strictly prohibited without first gaining permission from me (the author). Violations are subject to penalties of the Digital Millennium Copyright Act. Please contact me if you would like to be granted permission to use this product!

This workbook was created at [www.canva.com](http://www.canva.com)